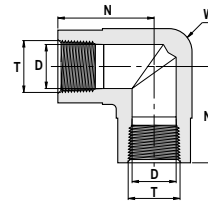
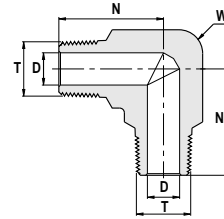


100 H
ELBOW



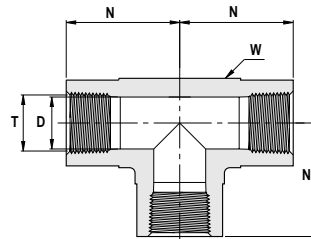
Ordering Information	T Female NPT Size	N		D Min. Opening		W Wrench Flat
		in	mm	in	mm	in
100H _ 1/8	1/8	1.04	26.4	0.34	8.6	5/8
100H _ 1/4	1/4	1.17	29.7	0.45	11.4	13/16
100H _ 3/8	3/8	1.42	36.1	0.59	15.0	15/16
100H _ 1/2	1/2	1.56	39.6	0.73	18.5	1 1/8
100H _ 3/4	3/4	1.92	48.8	0.94	23.9	1 3/8
100H _ 1	1	1.91	48.5	1.17	29.7	1 11/16

100 HM
MALE ELBOW



Ordering Information	T Male NPT Size	N		D Min. Opening		W Wrench Flat
		in	mm	in	mm	in
100HM _ 1/8	1/8	0.88	22.4	0.19	4.8	1/2
100HM _ 1/4	1/4	1.05	26.7	0.28	7.1	5/8
100HM _ 3/8	3/8	1.17	29.7	0.38	9.6	13/16
100HM _ 1/2	1/2	1.45	36.8	0.47	11.9	15/16

101 H
TEE



Ordering Information	T Female NPT Size	N		D Min. Opening		W Wrench Flat
		in	mm	in	mm	in
101H _ 1/8	1/8	1.04	26.4	0.34	8.6	5/8
101H _ 1/4	1/4	1.17	29.7	0.45	11.4	13/16
101H _ 3/8	3/8	1.42	36.1	0.59	15.0	15/16
101H _ 1/2	1/2	1.56	39.6	0.73	18.5	1 1/8
101H _ 3/4	3/4	1.92	48.8	0.94	23.9	1 3/8
101H _ 1	1	1.91	48.5	1.17	29.7	1 11/16

● Dimensions are for reference only, and are subject to change without notice.